


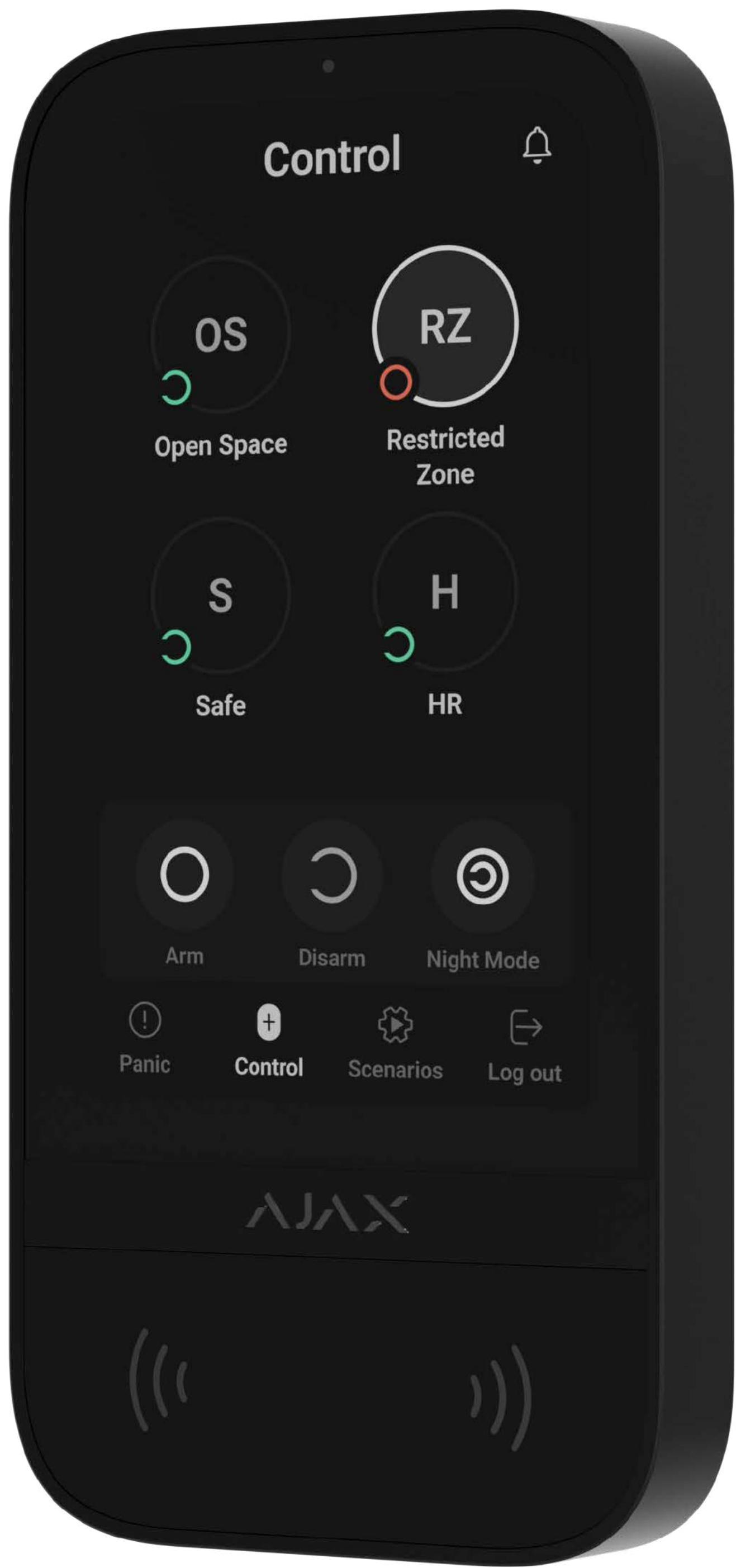
KeyPad TouchScreen Jeweller

Wireless keypad with touch screen and contactless authorization.



An Ajax hub is required for operation.
Find the detailed information by the link:

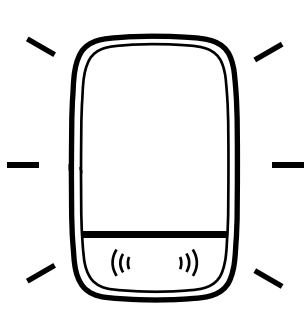
ajax.systems/support/devices/keypad-touchscreen/




Intelligent security management

KeyPad TouchScreen inherits the interface of Ajax smartphone apps to provide easy and familiar system control. A 5-inch touchscreen allows you to access any group's current security mode quickly. It activates by raising a hand nearby and has an automatic brightness control.

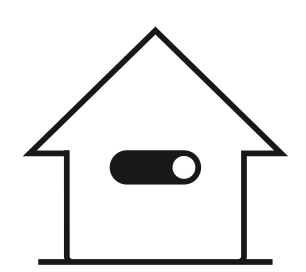
A keypad has a sound indication and can notify about alarms, delays when entering/leaving, and door opening when the system is disarmed. The volume is adjusted in Ajax apps. The keypad also displays the system integrity check result and informs about malfunctions when arming.




Auto screen wakeup and brightness adjustment



Malfunction reports when arming the system




Easy group management



Alarms and events with sound indication


Automation control

The keypad has a separate control screen for automation devices. It holds up to 6 seats, and each can place one automation device or a group of devices for more convenient control of several switches, relays, or sockets simultaneously.



Quick and secure authorization

Pass and Tag access devices



When someone uses the Pass card or the Tag key fob, it's recorded in the event feed of the Ajax apps. The system admin can revoke or restrict the access rights of the contactless access device at any time.

Code



KeyPad TouchScreen supports code types as follows:
keypad code (one per keypad)
personal code (individual for each user)
code for an unregistered person

Smartphone



Control the keypad via smartphone with an Ajax app. Only those approved by the admin have access rights.

User pre-authorization

When the feature is enabled, viewing the current system status and control screen is unavailable. For access, the user must pre-authorize: enter a code or present a personal access device to the keypad.

Security mode changing confirmation

To confirm the system's security mode change, the user must enter a code or present a personal access device to the keypad.

Pass and Tag

Contactless access devices

The Pass card and the Tag key fob are equipped with original DESFire® chips, and feature the same functionality but different enclosures. You can choose the form that is convenient for you.

One Tag or Pass can control 13 security systems.

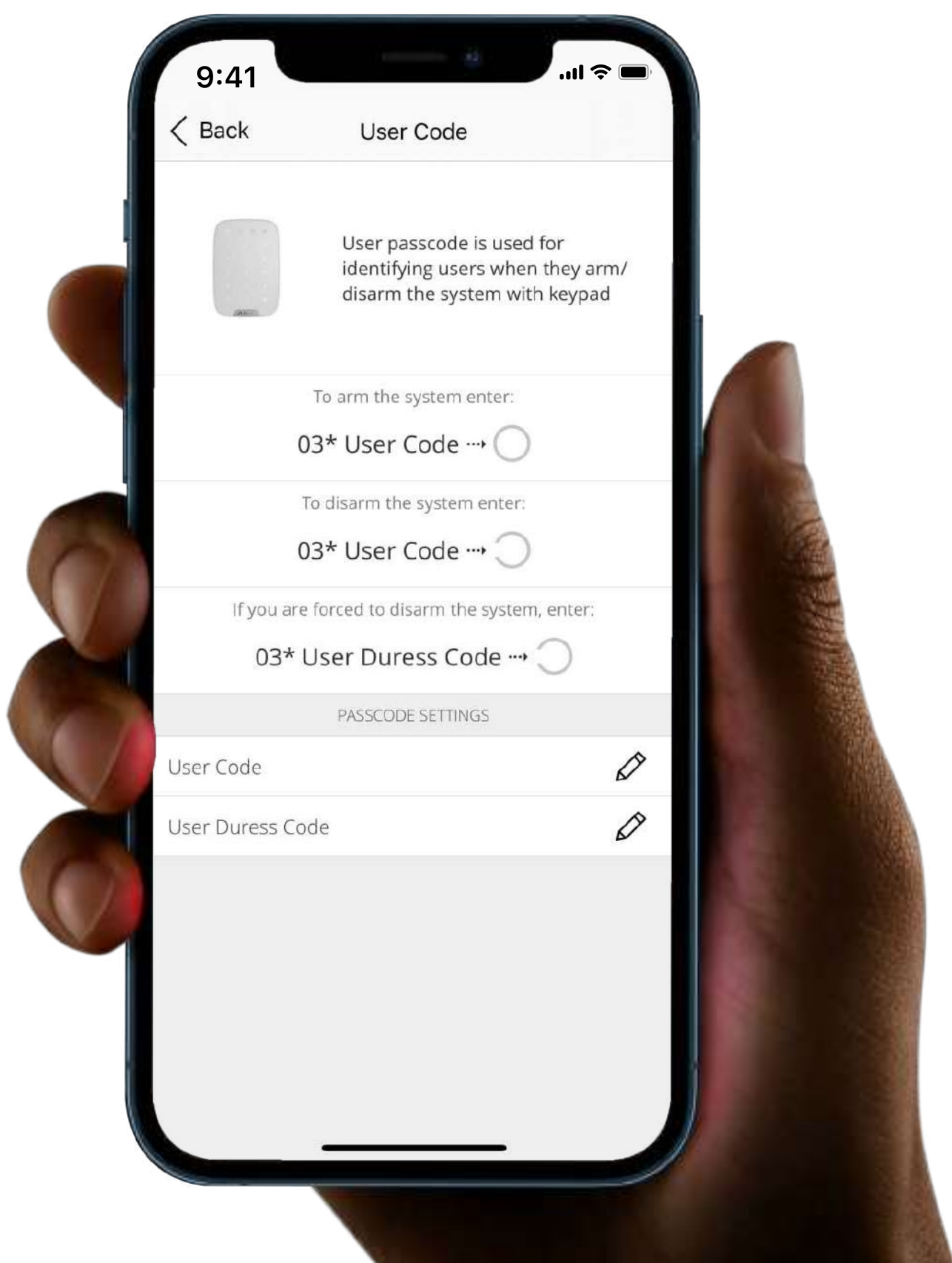
Access devices are sold separately in batches of 3/10/100 pieces.



Remote control of access permissions

Access permissions and codes can be configured in real-time in the Ajax apps. If code is compromised, the user can change it remotely within a minute. Installer doesn't need to visit an object.


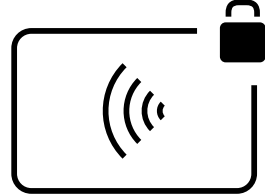
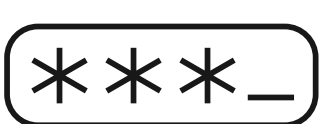

If Pass, Tag, or a smartphone is lost, the admin or a PRO with system configuration rights can instantly block this personal access device in the app. Meanwhile, use a personal code to control the system.



Comprehensive anti-sabotage protection

KeyPad TouchScreen is protected against code guessing: the screen will be locked after three unsuccessful attempts. The keypad only responds to cards, key fobs, and smartphones authorized in the Ajax app, so controlling the system through a third-party access device is impossible. The enclosure is equipped with a tamper against detaching the keypad from the surface or removing it from the mounting panel. In the event of sabotage, the security company and users receive notifications about it.

For emergencies, the keypad provides a panel with panic buttons that can notify about three event types: panic, fire, or medical assistance. If the user is forced to disarm the system, they can use a duress code. It simulates disarming and simultaneously sends an alarm to the security company without disclosing the user to the intruder.

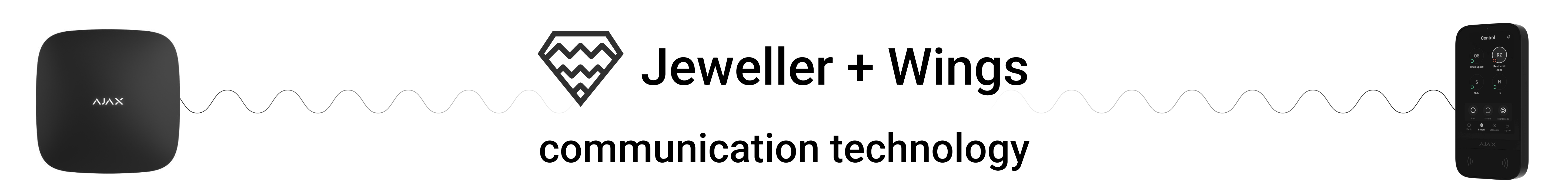
-  Automatic screen locking against code guessing
-  Protection against authorization via third-party access devices
-  Duress code
-  Panel with three panic buttons: alarm, fire, and medical assistance

Autonomy

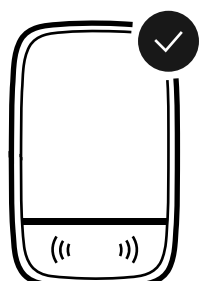
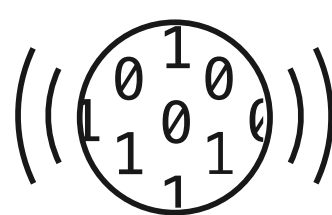

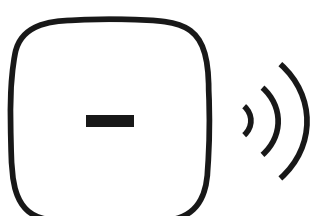
With daily use¹ KeyPad TouchScreen works for up to 1.5 years with pre-installed batteries. The battery status is displayed in the app. Users also receive advance notifications when it's time to change the batteries. The keypad can also be connected to a 12 V \equiv power supply. In this case, the batteries become a backup power source, so the keypad continues to work even when the main power supply is lost.

-  Up to 1.5 years of operation with replaceable batteries
-  Option to connect an external 12 V \equiv power supply

Encrypted two-way radio communication




KeyPad TouchScreen supports **Jeweller** and **Wings** radio protocols for reliable wireless communication. Jeweller helps to transfer commands, events, and alarms. Wings provides large data packages transmission due to built-in algorithms for checking and reloading packages. With low power consumption, information is delivered instantly, even in conditions of unstable signal level or communication interruptions.

-  Authentication to eliminate spoofing
-  Encryption to protect against data theft
-  Up to 1,700 m of communication range between the keypad and hub or range extender
-  12–300 s device polling interval



Hassle-free installation and connecting

KeyPad TouchScreen requires no tools and minimum effort to be installed. It's ready to operate straight out of the box. The device is paired with an Ajax security system in less than a minute.

With the SmartBracket mounting panel, the keypad can be installed on any flat surface with the possibility of external power connecting. If necessary, the KeyPad TouchScreen can be reconfigured remotely without site visits.

-  Installation without enclosure disassembling
-  Pairing with a system via QR code
-  Remote configuration and testing
- 

Technical specifications

Compliance with standards	EN 50131 (Grade 2) PD 6662:2017	Compatibility	Hubs Hub 2 (2G) Hub 2 (4G) Hub 2 Plus Hub Hybrid (2G) Hub Hybrid (4G) Range extenders ReX 2
Communication with the hub or range extender	 Jeweller communication technology  Wings communication technology Frequency bands 866.0 – 866.5 MHz 868.0 – 868.6 MHz 868.7 – 869.2 MHz 905.0 – 926.5 MHz 915.85 – 926.5 MHz 921.0 – 922.0 MHz Depends on the sales region. Maximum effective radiated power (ERP) up to 20 mW Communication range up to 1,700 m In an open space. Polling interval 12-300 s Adjusted by PRO or user with admin rights in the Ajax app.	Features	Contactless access up to 200 cards and key fobs Bluetooth low energy (BLE) support Access codes up to 200 personal codes One code per user registered in the system. The number of users depends on the hub model. up to 99 codes For users who are not registered in the system. The number of codes depends on the hub model. 1 keypad code One code per KeyPad TouchScreen Jeweller. Duress code up to 200 personal duress codes One duress code per user registered in the system. The number of users depends on the hub model.

Communication with the hub or range extender	Protection against spoofing Device authentication	Features	1 common duress code One duress code per KeyPad TouchScreen Jeweller. Panic buttons Alarm, fire, medical assistance Activates the alarm. Fire alarm muting Turns off the fire detectors alarm, including the interconnected alarm. Protection against code guessing KeyPad TouchScreen Jeweller locks for 3-180 minutes if an incorrect code is entered 3 times in a row within 1 minute. The lock time is adjusted by PRO or user with admin rights in the Ajax app. The device can also be unlocked remotely via the app.
Display	Type IPS, capacitive touch screen Diagonal 5" Resolution 480 × 854 px	Power supply	Power supply Six AA batteries Pre-installed Battery life up to 1.5 years Optional external power supply 10.5–14 V $\overline{=}$, up to 0.5 A When external power is connected, the batteries operate as a backup power supply.

Installation	Operating temperature range from -10°C to +40°C Operating humidity up to 75%	Enclosure	Colours white, black Dimensions 171.5 × 82.1 × 26 mm Weight 327 g Tamper alarm
Complete set	KeyPad TouchScreen Jeweller 6 × AA battery (pre-installed) SmartBracket mounting panel Installation kit Quick start guide		

¹ — The standard case of keypad use is four interactions per day.